

Our Pet Friendly Sheltering Services

Fortunately, we were able to create a pet friendly evacuation shelter at Kauai Humane Society since Hurricane Iniki. But don't let this give you a false sense of security. You still need to make preparations for each pet in your household so they can be safely housed here at the Society in the event you or your pet(s) need emergency sheltering.

EACH pet is required to.....

- ◆ have a crate or cage big enough for them to live in – lie down, turn around, etc. with a food, water and litter pan (for cats).
- ◆ be identified with a microchip. If your pet isn't microchipped, you will be charged \$6 for a microchip at the time of entry.
- ◆ be currently vaccinated and on preventative flea & tick control.
- ◆ have their own ample supply of special food and medications.
- ◆ collar and/or harness with leash.
- ◆ 1 week supply of food & supplies.

Our public sheltering services are available on a first come, first serve basis until we are full. We do not take reservations to secure a place for your pet. However, trained KHS volunteers and their pets will be given preference.



***Don't let this
happen to your
best friends!***

Be prepared for **DISASTERS...**

If you have to evacuate,
take your pets with you!

*If your home isn't safe for you,
it isn't safe for your pets!*

You need one crate for **EACH** pet.

***We have a variety of folding wire
crates available for sale
at the Society***



Location: 3-825 Kaumualii Hwy.
Lihue (just west of Puhi)
Mailing: P.O. Box 3330 Lihue, HI
96766-6330

Phone: (808) 632 - 0610


Fax: (808) 632 - 0727

Email: khs@kauaihumane.org

Website: www.kauaihumane.org





Don't Forget Your Pets When Preparing For Hurricane Season (Or Other Disaster)





*Kauai Humane Society is dedicated to
promoting the human-animal bond and
ensuring compassionate, informed care for
all Kauai's animals.*


For Your Pet's Safety As Well As Yours

 Because Kauai is subject to dangerous year-round hazards such as flash floods, hurricanes, tsunamis and earthquakes, pet owners need to be prepared at all times.

 Kauai Humane Society is fortunate to have a safe place for pets if you need to evacuate and also has limited space for people as well in the event of a major island-wide disaster.

 Whether you evacuate or not, families must make advance preparations which includes a plan and stocking up on necessary items.


 Preparations may seem unnecessary now, but remember, when disaster strikes, phone lines go down, public facilities become overwhelmed and essential services are often unavailable.



Much of the important information in this brochure is reprinted with permission from Hawaiian Humane Society, Oahu Civil Defense and The Humane Society Of The United States.

Long Before A Disaster . . .

-  Determine the safest place in your home for you and your pet during a disaster. The place you select should be away from windows and free of breakable objects.
-  If you live in a low-lying or coastal area that is likely to be evacuated in a flood emergency, make advance arrangements for your pets to stay with a friend or relative.
-  Keep a pet carrier on hand for each pet. The carrier or crate should be large enough so your pet can stand up, sit, comfortably lie down and turn around when inside it. Take time to familiarize your pet with the carrier.
-  Be sure your pet wears identification at all times. A properly fitted collar and leash are also essential for dogs. Better yet, have your pet microchipped, the I.D. that never falls off.
-  Keep your pet's vaccinations up-to-date, and have the records handy. Many boarding facilities, including Kauai Humane Society require proof of current vaccinations. Also keep a current photo of your pet to help ensure identification if you are separated during the emergency.
-  Stock up on pet food and kitty litter as well as newspapers, plastic bags and cleansers to handle pet wastes, and keep an adequate supply of your pet's special medication (at least enough for 2 weeks).



What About Our Horse Friends?

U **Barn Fires** are the leading disaster for horse owners. Preventing barn fires and being prepared in the event of a fire can mean the difference between life and death for your horses.

- ◇ Prohibit smoking in the barn.
- ◇ Avoid parking tractors in the barn
- ◇ Inspect electrical systems regularly and immediately correct any problem.
- ◇ Keep appliances to a minimum.
- ◇ Be sure hay is dry before storing it.
- ◇ Keep aisles, stall doors and barn doors free of debris and equipment.
- ◇ Mount fire extinguishers at entrances.
- ◇ Have a planned evacuation route.
- ◇ Post emergency telephone numbers.
- ◇ Install smoke alarms.
- ◇ Practice emergency procedures.

U Evacuation Tips

- ◇ Keep halters ready for your horses.
- ◇ Each halter should include the horse's name, owners name, & phone number.
- ◇ Prepare a basic first aid kit.
- ◇ Be sure to always have on hand at least a week's supply of water, hay, feed and medications.
- ◇ Depending on the emergency, assess whether your horses would be better off in a barn or loose in a field.
- ◇ Accustom your horses to being loaded in a trailer and practice regularly.